


# JCY APTT Meeting #1

October 27, 2020



# Housekeeping: Using **Zoom**

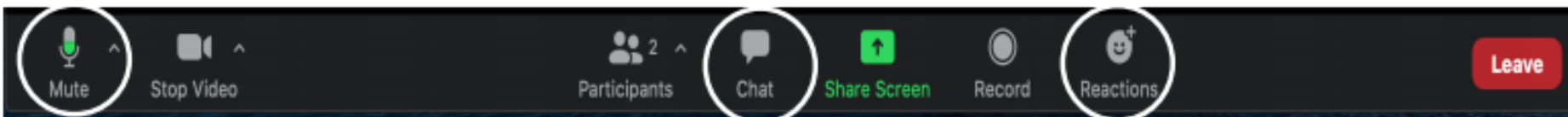
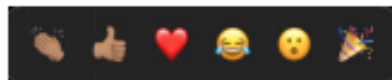
Please keep your microphone muted unless otherwise directed.

Click the  next to the microphone icon to start or change your audio connection.

This will provide a chat window on the right side of the screen.

Please post and answer questions here. The speaker will address them when possible.

Click on this button to use emojis



# Welcome!

Please **click the link in the chat**  
to **sign in** on the sign in sheet.



# **We're Glad You're Here!**

What are you hoping to gain from this evening's meeting?

**Take a moment and type your answer in the chat.**



# Agenda

**01**

## **OVERVIEW**

Title I Information  
APTT overview

**02**

## **School-wide Data**

Review Young's most  
current school-wide  
data

**03**

## **Student led data conferences**

Your student will  
share their data and  
goals

# Agenda

**04**

## **Supporting Your Student**

Learn how best to support your student during virtual learning

**05**

## **Parent Resources**

Use resources to gain access to your student's attendance, grades, and behavior.

**06**

## **Closing**

Get contact information

A red spiral-bound notepad is centered on a dark red background. The notepad has a white page with a red spiral binding at the top. Two pieces of yellow tape are attached to the notepad: one on the top right corner and one on the bottom left corner. The text "01. Overview" is written in a large, bold, red font on the white page. Below this, the questions "What is Title I?" and "What is APTT?" are written in a smaller, gray font.

# 01. Overview

What is Title I?  
What is APTT?

# What is Title I?

- Title I is the largest federally funded educational program.
- The basic principle of Title I is that schools with large concentrations of low income students will receive supplemental funds to assist in meeting student's educational goals.



# **Purpose of Title I**


According to the U.S. Department of Education, the Every Student Succeeds Act of 2015 contains a provision known as Title I.

The purpose of Title I is to improve the academic achievement of disadvantaged or low-achieving students, including closing the achievement gap between socioeconomic groups.



# **What is the Aim of Title I in APS ?**

Title I schools receive federal money to provide additional resources to:

- Support student instruction
  - Improve teaching strategies
  - Increase family engagement
- 

# **Title I and Parent Engagement**

**The purpose of parent engagement under Title I is to promote active engagement among local school officials and staff, education leaders, technical assistance providers, parents, and parent advocacy organizations, parental involvement coordinator/liaisons, and others working to improve student achievement and learning.**

**Parent Engagement is defined as the participation of parents in regular, two-way, meaningful communication involving student academic learning and other school activities, including and ensuring that:**

- Parents play an integral role in assisting their child's learning.**
- Parents are encouraged to be actively involved in their child's education at school.**
- Parents are full partners in their child's education and are included, when appropriate, in the decision making as well as being part of the advisory committees to assist in the education of their child.**

# Title I and Parent Engagement

## District Parent and Family Engagement Statement

The statement establishes Atlanta Public School's expectations and objectives for meaningful parent and family engagement and describes how the district will implement a number of specific parent and family engagement activities, and it is incorporated into the LEA's plan submitted to the Georgia Department of Education

.

Parent/Family

# Title I and Parent Engagement

## School Parent and Family Engagement Plan

The plan establishes the school's expectations for parent and family engagement and describes how our school will implement a number of specific parent and family engagement activities, and it is incorporated into the school's plan submitted to the local educational agency (LEA).

## School Parent Compact

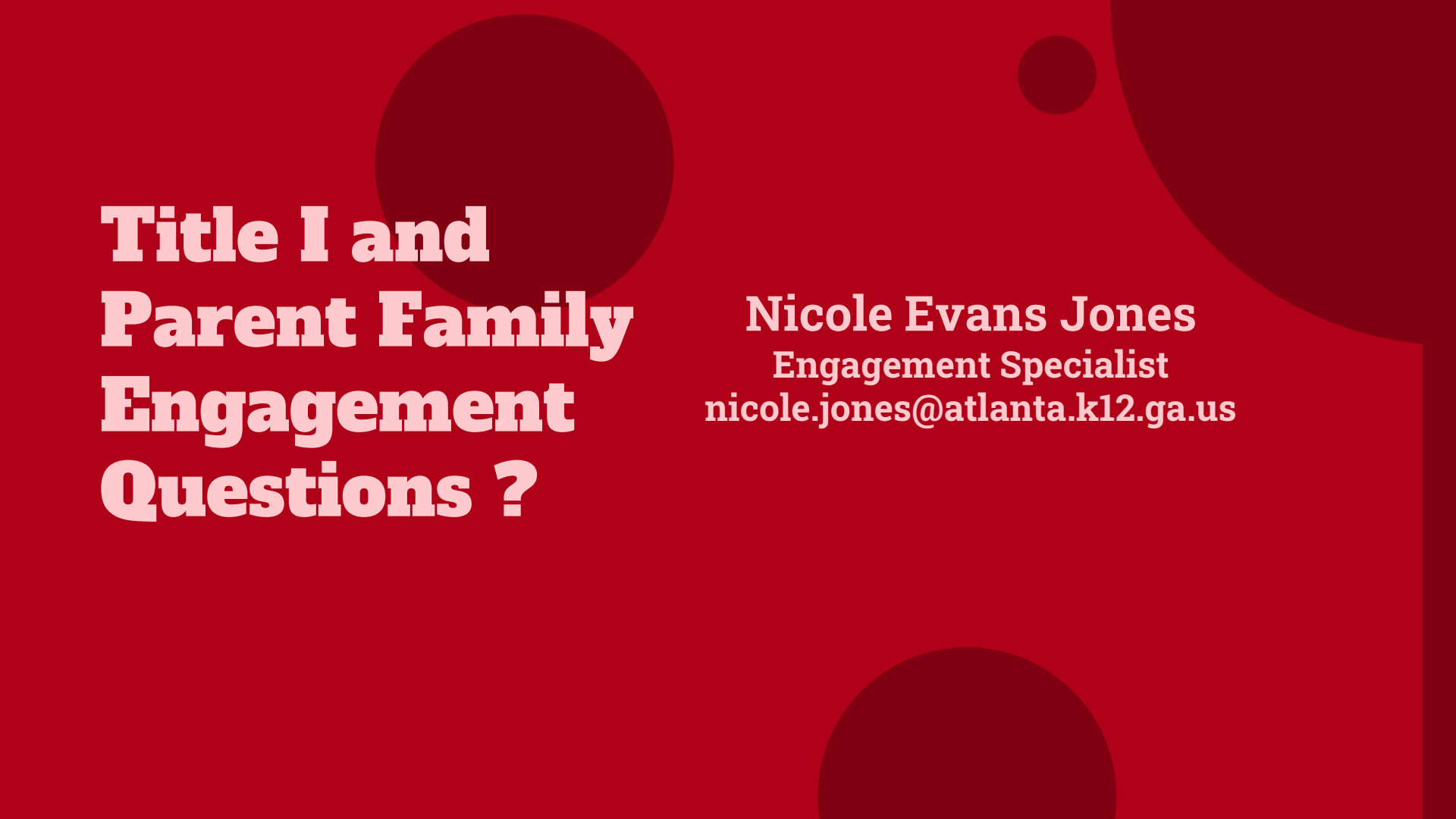
School Parent Compact outlines how the parents, the entire school staff, and the students will share the responsibility for improved student academic achievement as well as describes how the school and parents will build and develop a partnership that will help children achieve the State's high standards.

---

**SCHOOL COMPACTS AND PLANS WILL BE DISTRIBUTED ONLINE AND THROUGHOUT THE YEAR.**

Parent/Family





# **Title I and Parent Family Engagement Questions ?**

**Nicole Evans Jones**  
Engagement Specialist  
[nicole.jones@atlanta.k12.ga.us](mailto:nicole.jones@atlanta.k12.ga.us)



## **What is APTT?**



Academic Parent-Teacher Teams (APTT) is a model of family engagement that is grounded in the notion that schools can thrive when families and teachers work together, as genuine partners, to maximize student learning inside and outside of school.



## **APTT Goals**


- Build personal relationships, respect, and mutual understanding with families
- Share data with families about skill level
- Provide teaching practices that families can use them at home to support students
- Listen to families about their children's' interest and challenges

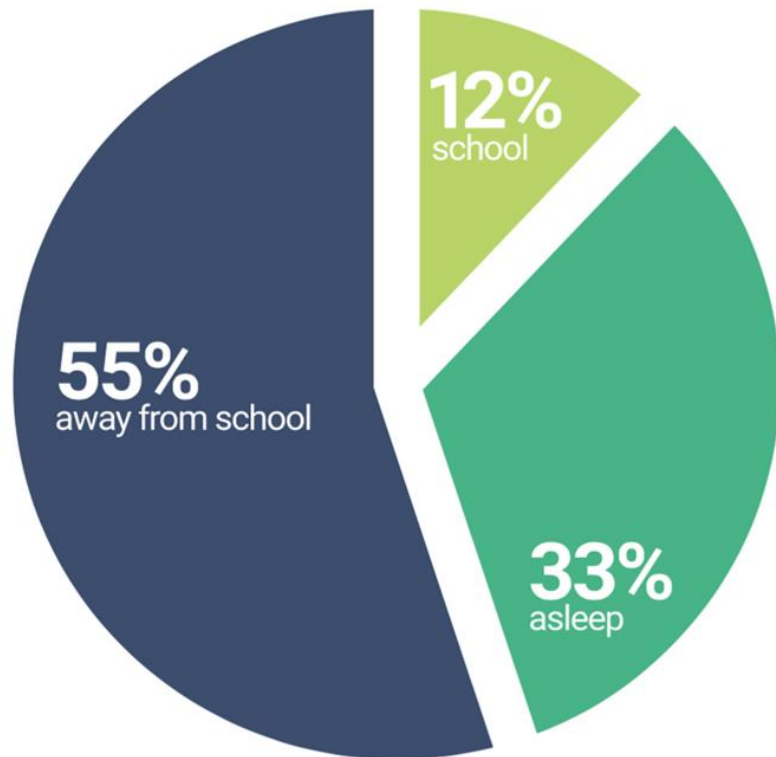


# Why APTT?

## STUDENT LEARNING TIME (One Year At A Glance)

Assuming 6 hours of instruction,  
180 days per year, and 8 hours of  
sleep every day:

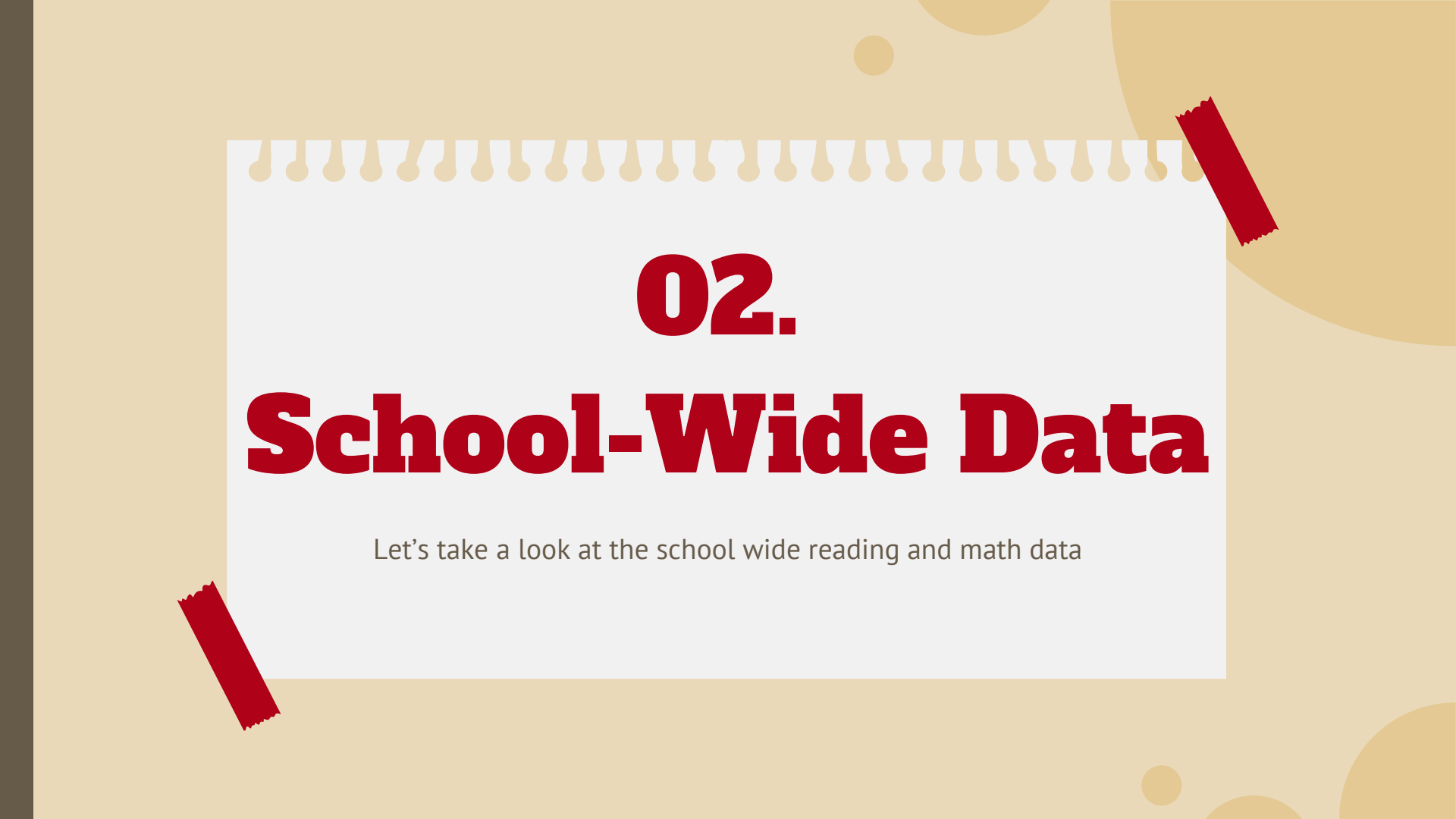
-  **School** = 1,080 hours per year
-  **Asleep** = 2,920 hours per year
-  **Away from school** = 4,760 hours per year





“

**“Children are the  
priority, change is the  
reality, collaboration  
is the strategy.”**



# **02.**

# **School-Wide Data**

Let's take a look at the school wide reading and math data



# **STAR ASSESSMENT**

## **What is the Star Assessment?**

- a short tests that provide schools with learning data.
- Star tests are **computer adaptive**, which means they adjust to each answer your child provides.
- Star test are very accurate predictors of how students will score on high stakes testing like the GA Milestones.

# Star Reading Fall 2020

**Distinguished**

1.0%

**Proficient**

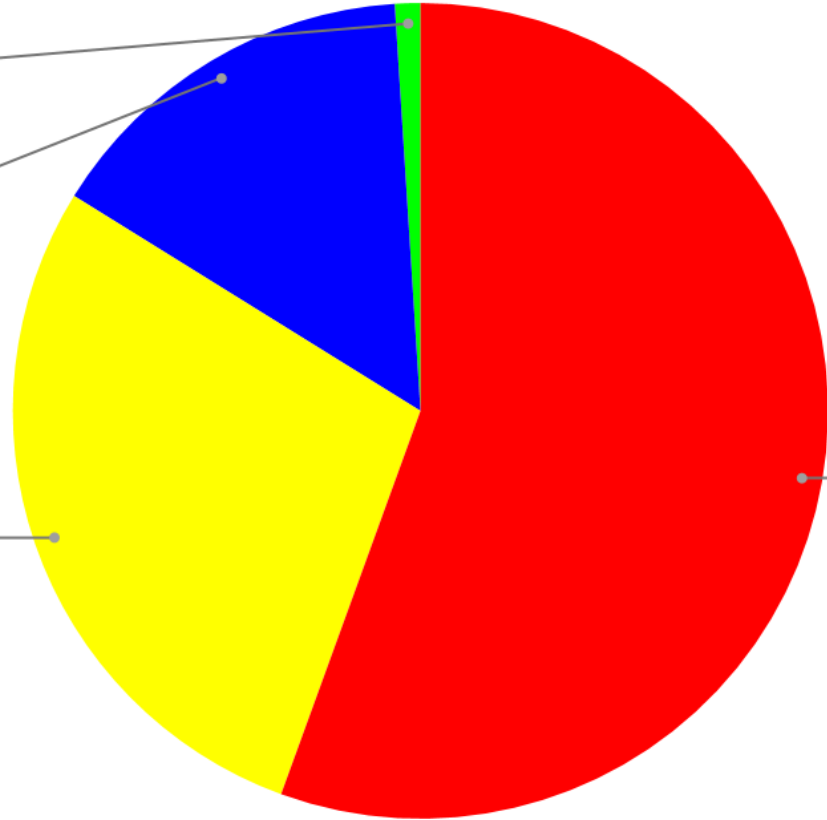
15.2%

**Developing**

28.3%

**Beginning**

55.6%



## STAR Math Data Fall 2020

Distinguished

3.0%

Proficient

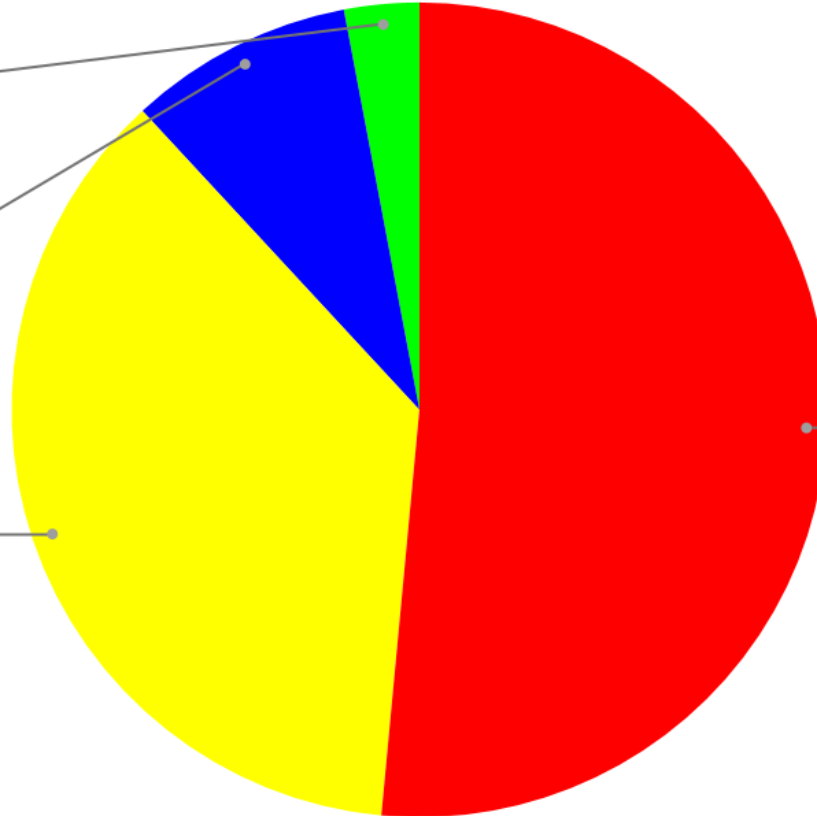
8.9%

Developing

36.6%

Beginning

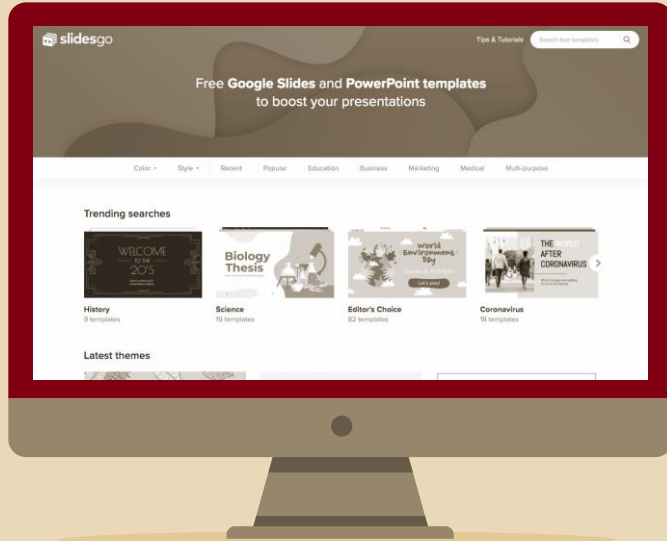
51.5%



The background is a light yellow color with several larger yellow circles of varying sizes. Three red, torn-edge tape strips are placed diagonally: one in the top right, one in the bottom left, and one in the bottom right.

# **03. Student Led Data Conference**

Now you will see your student's data



# Student Data

Now your student will share their reading, math, and attendance data. Please keep your mics muted, **stay on the zoom call**, but allow your student navigate to their data presentation.





# **04. Supporting Your Student**

How can you best support your student virtually?

# Check In/Check Out

Check in with your student in the morning to set expectations.

Check out with them in the afternoon to make sure they met the expectations that were set.



Reward students when they meet expectations.

Hold students accountable when they are not meeting expectations

# Check In/Check Out Script

## AM Parent Check-In Reminders for Children

1. Be On-time for School
2. Have Camera On
3. Actively Participate
4. Submit Assignments Daily

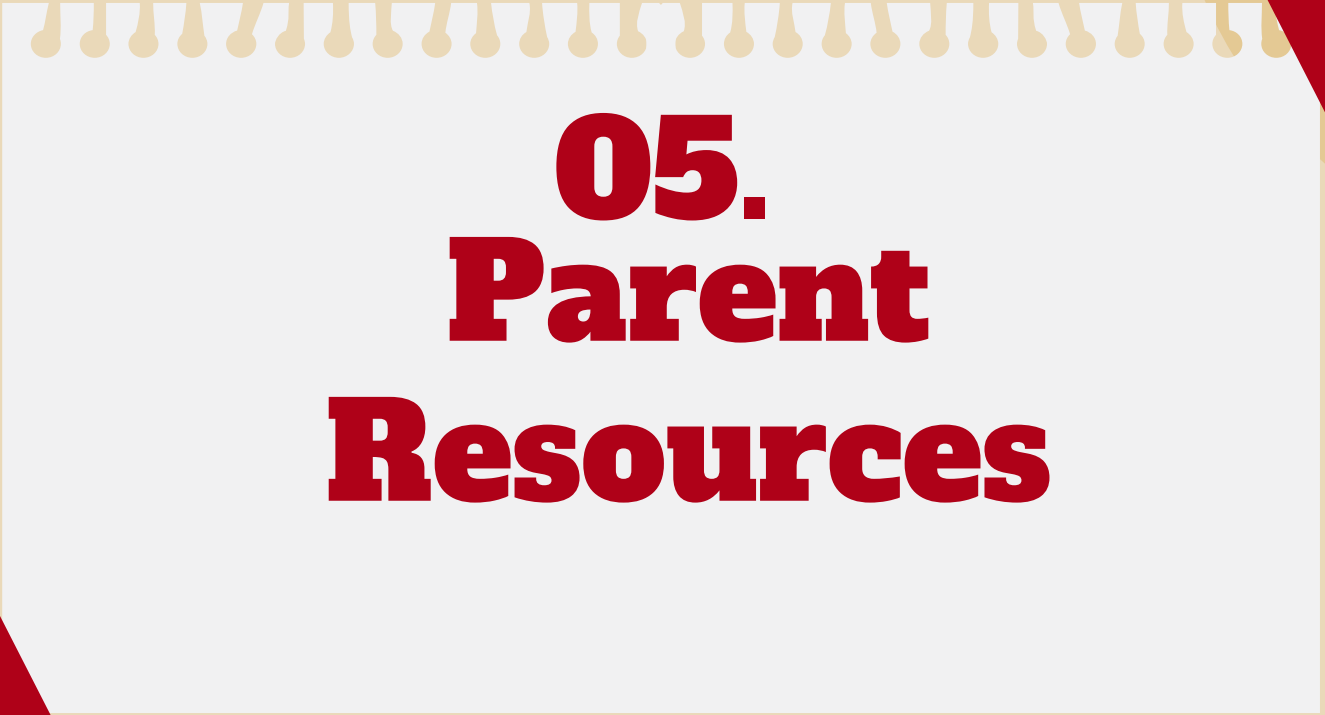
## PM Parent Check-Out Questions for Children (1 point awarded for each "Yes" response)

1. Were you on time for all of your classes?
2. Did you have your camera on for all of your classes?
3. Did you actively participate in all of your classes?
4. Did you submit all assignments today?

# Check In/Check Out Script

## Important Tips for Parents to Remember\*:

1. Questions must be asked every day, in the morning and afternoon (Fidelity of Implementation)
2. Start with a brief, positive greeting (~20 seconds; be present; smile) or feedback. Positive contact is key as research is clear that repeated reprimands for children are unlikely to result in positive behavioral change and are actually more likely to result in increased disengagement, disconnection, or feelings of anger or hopelessness.\*
3. End of day review requires: A) A quick add-up of points (4 daily; 20/weekly); B) A statement of achieving or not achieving the goal (4 or 20 is the goal); C) A quick and encouraging reminder of the behaviors that will allow child to achieve the goal tomorrow; and D) A friendly goodbye!
4. Reward is clear and quick (may include extra computer/game/tv time; favorite meal/snack, etc.)



# **05. Parent Resources**

# Resources to Keep You Informed



## Parent Portal

Check grades, attendance and receive report cards and progress reports. Get alerts any time grades or attendance is entered.



## Live School

Find out when your student has been rewarded for positive behavior.



## Remind

Receive text reminders for important events or information you need to know about your student.



## Social Media

Follow JCY on all the socials to stay up to date on school happenings.

# Parent Portal



# Live School



# Remind



Follow Young Middle School on:



Facebook

[facebook.com/itsamovement2020/](https://facebook.com/itsamovement2020/)



Twitter

[@apsyoungms](https://twitter.com/apsyoungms)



Instagram

[@jcy\\_middle\\_school\\_aps](https://www.instagram.com/jcy_middle_school_aps)



# Sign Up Today

Click the link in the chat to get  
instructions on how to sign up for  
all of these resources!



**Bookmark our website!**

**<https://www.atlantapublicschools.us/young>**





# Thanks!

Do you have any  
questions?  
Put them in the chat.

**Jean Childs Young Middle School**  
**404.802.5900**

CREDITS: This presentation template was created by  
**Slidesgo**, including icons by **Flaticon**, and infographics &  
images by **Freepik**.

